

GET STARTED GUIDE

DISCORD: OUR VIRTUAL FIELD OFFICE

WELCOME TO DISCORD!

Discord, or “DemCord”, is our Virtual Field Office, where you can communicate with Team Harris Walz about ways to take action, hear about upcoming events and build community with other supporters.

The platform Discord hosts a number of online communities for everything from music fans, gamers, podcast communities, and more. Our campaign specific **server** is called **Team Harris Walz Virtual Office**.

This document will walk you through creating your Discord account and navigating our virtual field office!

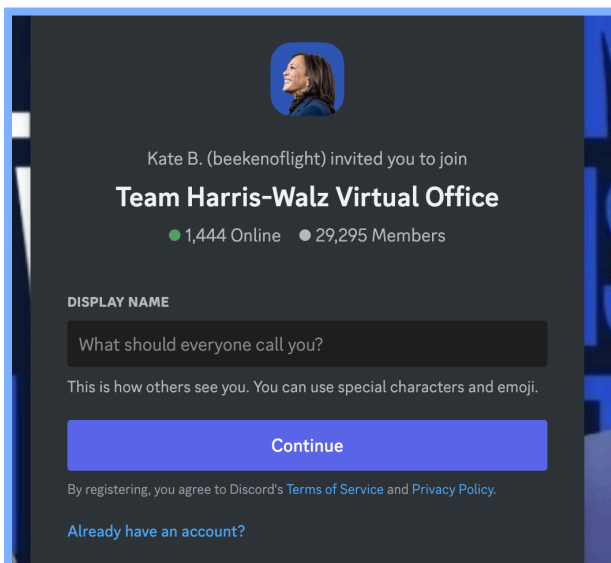
For a more detailed guide on using discord, [check out this guide on Discord's website!](#)

STEP ONE: JOIN OUR DISCORD

To join our Discord, you will start by clicking here:

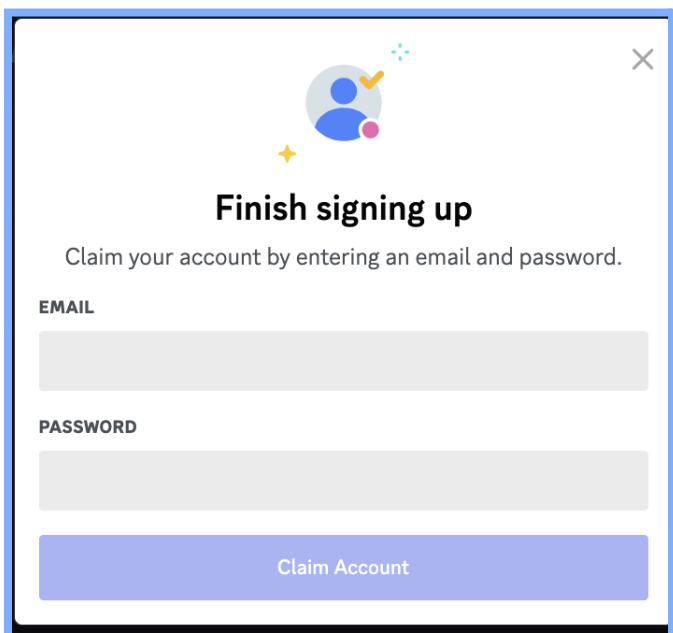
[JOIN DISCORD](#)

Once you join, follow the prompts to set up your account:



A screenshot of a Discord server invitation screen. At the top, there is a profile picture of a woman and the text "Kate B. (beekenoflight) invited you to join". Below this is the server name "Team Harris-Walz Virtual Office" and statistics "1,444 Online" and "29,295 Members". A section titled "DISPLAY NAME" asks "What should everyone call you?" with a text input field. Below the input field is a "Continue" button. At the bottom, there is a link to "Already have an account?" and a note: "By registering, you agree to Discord's Terms of Service and Privacy Policy."

1. **Create Your Display name** - it can be your real name! If you do not feel comfortable, you can create an alias.









A screenshot of the "Finish signing up" screen in Discord. It features a header with a user icon and a close button (X). The main heading is "Finish signing up" followed by the instruction "Claim your account by entering an email and password." Below this are two input fields labeled "EMAIL" and "PASSWORD". At the bottom is a "Claim Account" button.

2. **Complete a Captcha Puzzle** - Discord has great security, and requires you to complete two puzzles to verify that you are human!
3. **Enter your birthday** - All Discord users must be 13 years or older.
4. **Finish your account** - Fill in your email and pick a password! Be sure to save the password for later.

STEP TWO: JOIN YOUR TEAMS!

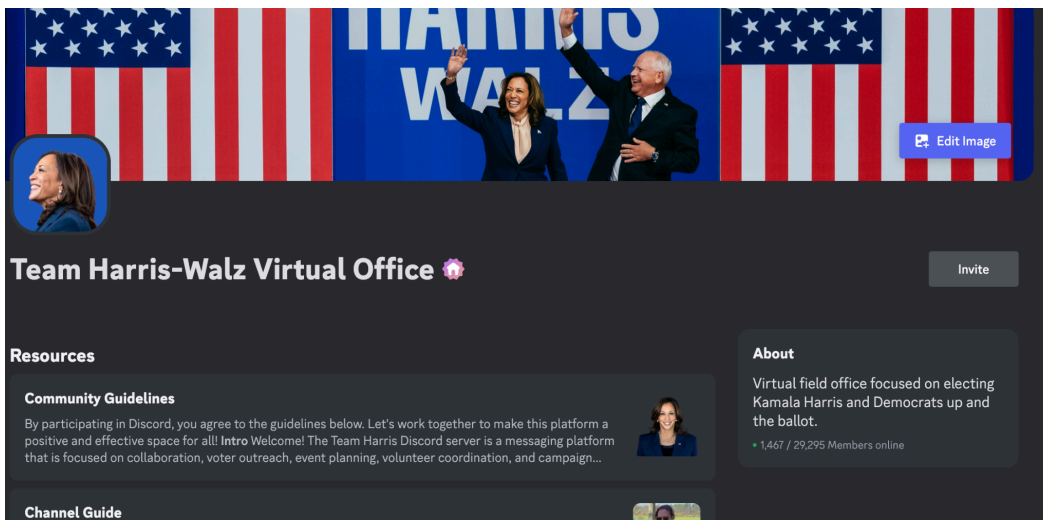
All of our volunteer teams have different places in Discord where they organize, called “channels”. To make sure you get access to the right **channels** you will need to answer our onboarding questions! Choose all that apply!

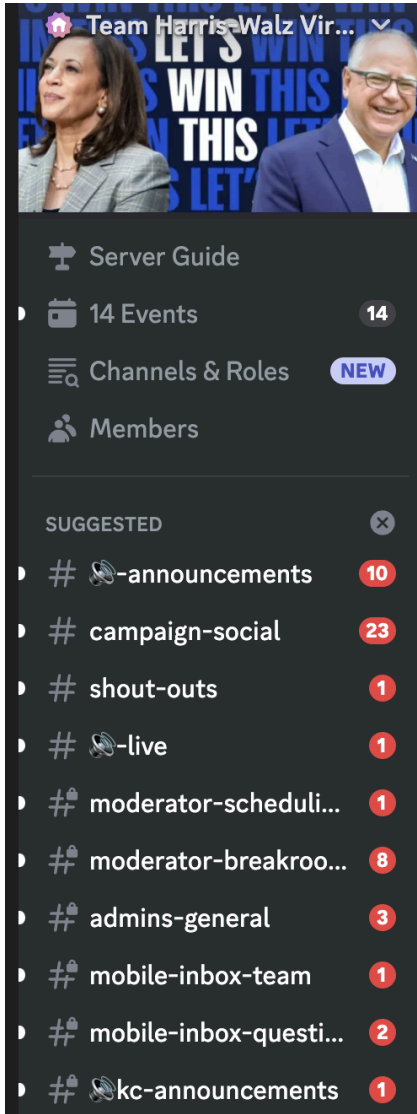
How are you taking action? *

 Talk to voters in key states	 Host an event in your community
 Organize your friends and family	 Engage your online communities <input checked="" type="checkbox"/>
 Respond to voter inquiries	 Combat Disinformation on Twitter

Choose all that apply.

Server Welcome Page: These are some things you can do when you first get into the server! They include personalizing your profile, and reviewing the guide of every channel.





Any channel notated with # is a chat channel! This means you can send and receive messages. Now that you are in Discord, send a message in #volunteer-welcome introducing yourself:

STEP 3: NAVIGATING DISCORD:

On the left side of your screen, you will have a list of “Channels”. Each channel has a theme, based on the types of action you can take or the purpose of the channel.

Review the Channel Guide to learn more about the purpose of each channel! Some key channels include:

#volunteer-welcome: Introduce yourself in this channel and welcome other new volunteers!

#tech-support: Submit a support ticket if you are having issues with Discord

#online-engagement-welcome: Start here for all of our Digital Organizing activities!

#supporter-content: Find shareable graphics made by fellow volunteers!

#call-crew: Start here to join the calls team!

#hosts: Start here to host your own events!

#digi-coor-start-here: Start here for our Digital Correspondence team!

